

St Edmund's College Offer-holder Webinar

Tuesday 3 September 2024



PLEASE SUBMIT YOUR QUESTIONS USING THE QR CODE
OR VISIT **SLIDO.COM** AND ENTER **#1638512**

Introduction

In this webinar we will be covering:

- Your arrival in Cambridge and at St Edmund's
- Accommodation
- The Beginning of the Academic Year
- What to expect when you are a College member



PLEASE SUBMIT YOUR QUESTIONS USING THE QR CODE
OR VISIT [SLIDO.COM](https://www.slido.com) AND ENTER **#1638512**



Arriving in Cambridge

In this section we will discuss:

- How to travel to Cambridge
- How to get to St Edmund's College
- Find your way
- What to do when you arrive



Arriving in Cambridge

Cambridge is well-connected to London by both train and bus.

There is also a direct connection to Birmingham by train.

Direct buses connect Cambridge to all London airports, or else there are rail links to London, with connecting trains to Cambridge.

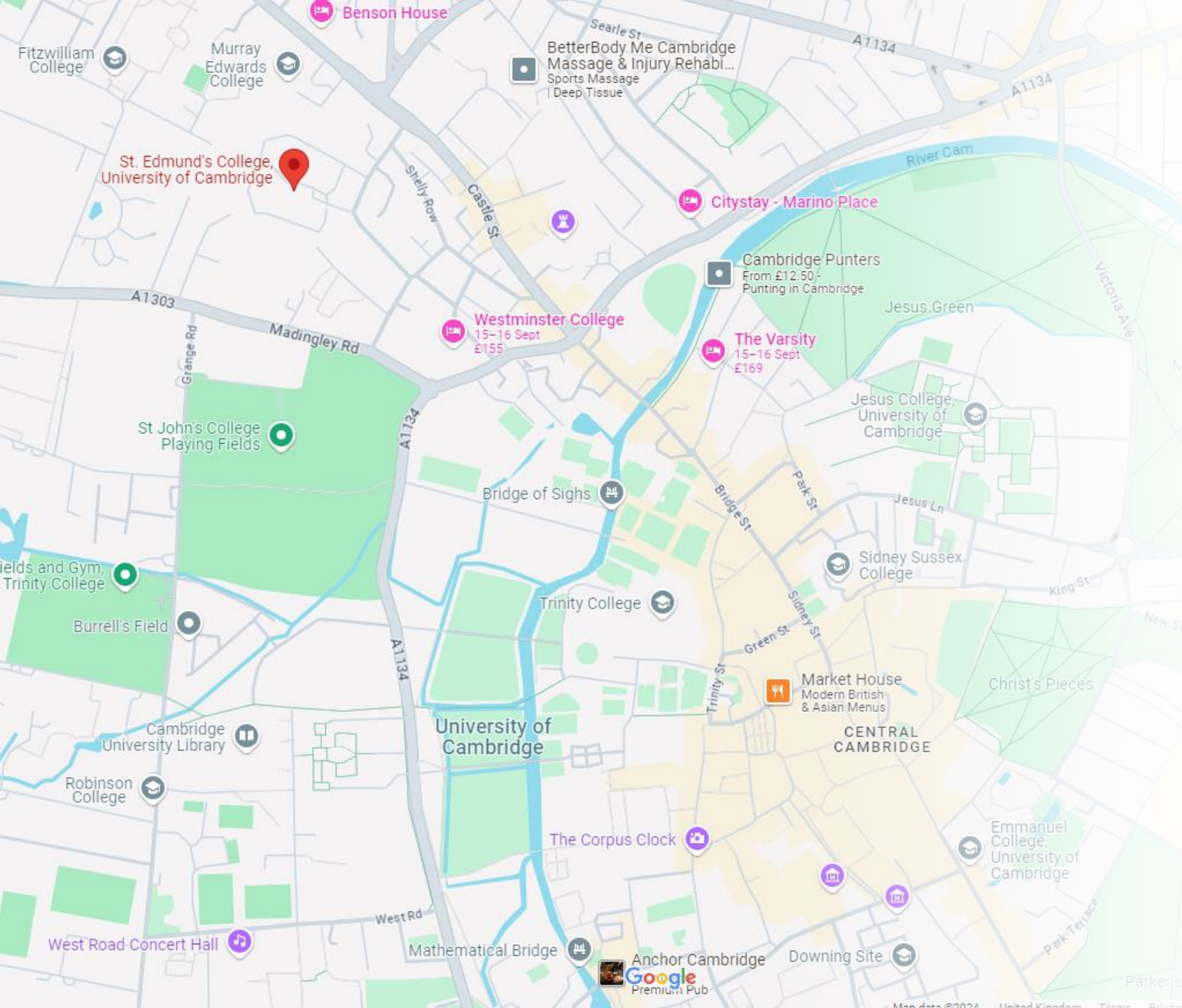


Arriving at St Edmund's

Cambridge is a VERY small city!

St Edmund's is located 15-20 minutes' walk from the bus terminal and 40 minutes' walk from the train station.

As you will be arriving with luggage, you might want to use a taxi to reach College.



How to find St Edmund's College

If you are trying to find your own way to St Edmund's, by either walking or driving then you can:

Enter the College postcode (CB3 0BN) into your Car's SatNav, or your phone's Google Maps or Waze app.

Equally, the MyThreeWords code for the main College entrance is:

`///tame.mimic.blast`

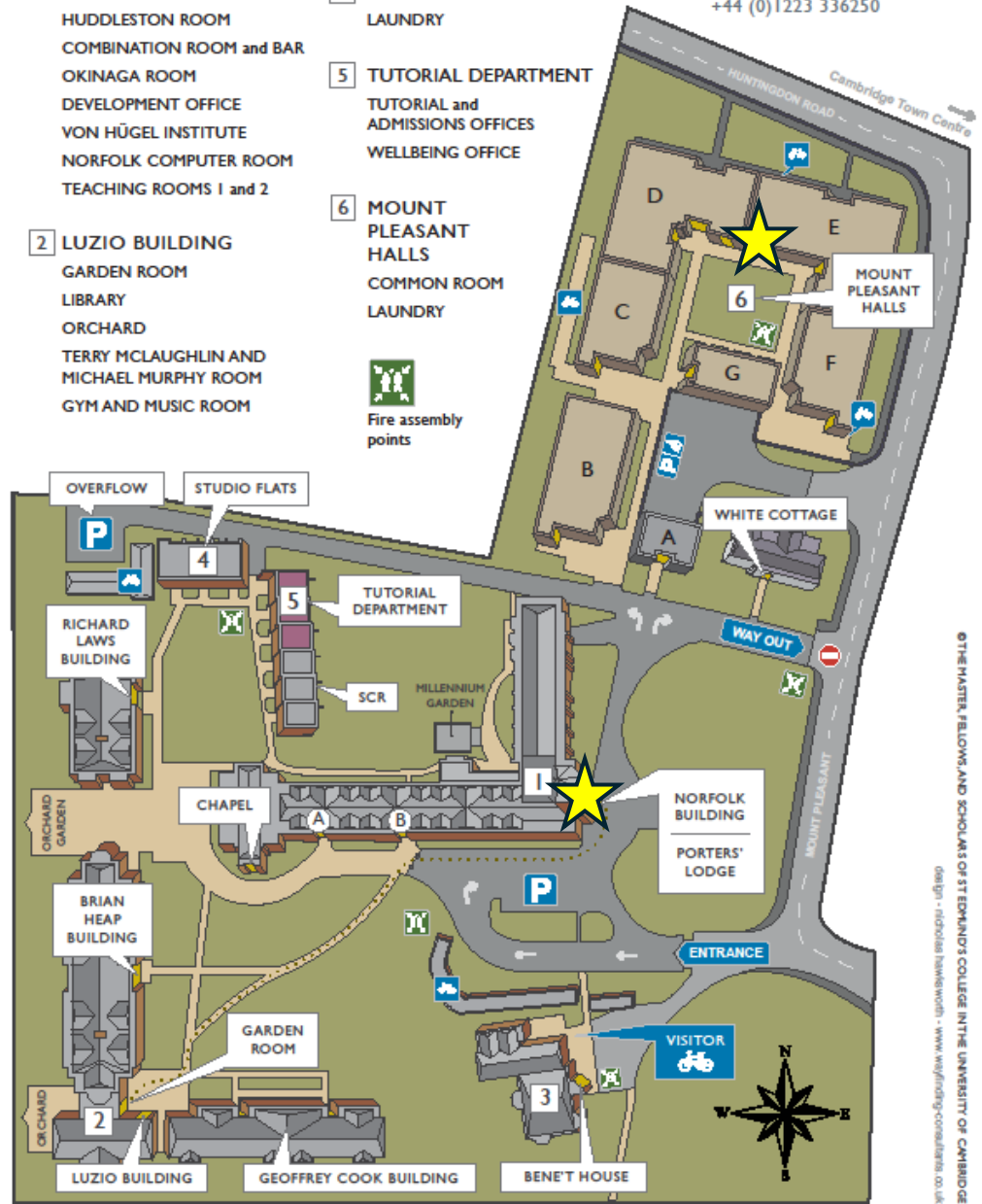


St Edmund's College
University of Cambridge
CAMBRIDGE
CB3 0BN
+44 (0)1223 336250

- 1 NORFOLK BUILDING
PORTERS' LODGE
DINING HALL
EDSPRESSO COFFEE SHOP
HUDDLESTON ROOM
COMBINATION ROOM and BAR
OKINAGA ROOM
DEVELOPMENT OFFICE
VON HÜGEL INSTITUTE
NORFOLK COMPUTER ROOM
TEACHING ROOMS 1 and 2
- 2 LUZIO BUILDING
GARDEN ROOM
LIBRARY
ORCHARD
TERRY MCLAUGHLIN AND
MICHAEL MURPHY ROOM
GYM AND MUSIC ROOM
- 3 BENE'T HOUSE
MASTER'S LODGE
- 4 STUDIO FLATS
LAUNDRY
- 5 TUTORIAL DEPARTMENT
TUTORIAL and
ADMISSIONS OFFICES
WELLBEING OFFICE
- 6 MOUNT PLEASANT
HALLS
COMMON ROOM
LAUNDRY



Fire assembly
points



© THE MASTER, FELLOWS, AND SCHOLARS OF ST EDMUND'S COLLEGE IN THE UNIVERSITY OF CAMBRIDGE
design - editorial hawthorn - www.wpfondy-consultants.co.uk

What to do when you arrive

When you arrive at St Edmund's you should:

Follow signage and report to the Porter's' Lodge or MPH Porter's Lodge (see stars on map).

There, you will receive your University Card (or a temporary card if you arrive early) and will be shown to your room.



Accommodation



College Accommodation

By now, you should have booked your College accommodation.

If you are an undergraduate student, you are guaranteed accommodation. If you haven't booked this yet, please do so now!



If you are a postgraduate student without College accommodation, it is now unlikely that you will be able to book any.

You are encouraged to find and secure accommodation on the private market in advance of starting your degree.



The Beginning of the Year

Once you arrive, lots of events and activities will be taking place. This might be confusing!


- Your College Registration
- Undergraduate Bridging Programme
- Matriculation Photograph and Ceremonies
- College Inductions
- Freshers' Events

College Registration

Once you have settled into your accommodation (either in College or outside), you will need to register your arrival with the College.

To do this:

- Return to the MPH Porter's Lodge (if you arrive after the start of term, you will need to make an appointment with the tutorial office instead).
- Provide all relevant documentation



Required Documentation

ALL students will need to provide:

- Photographic ID (Passport for international students)
- Original Copies of exam certificates/transcripts

International students will ALSO need to provide:

- Evidence of arrival date in UK (if applicable)
- Vignette in Passport OR share code for a digital visa
- BRP unless you are collecting it from College



The Bridging Programme

This year, we will be hosting a 'Bridging Programme' for all new undergraduate students (including those studying for the Foundation Year, standard Medicine Tripos and the Graduate Medicine Course).

This Programme is designed to orient you to life in Cambridge, how the University and College work; and equip you with all of the necessary skills and knowledge to be able to start your degrees in the best possible way.

The Bridging Programme is from Monday 23 September until Monday 30 September.



Ready for Eddie's - A Bridging Programme for New Undergraduates

Day 1 - Monday 23 September	Morning, Arrival in Cambridge	Lunch in College	Afternoon, Introduction to Cambridge	Dinner in College
Day 2 - Tuesday 24 September	Morning, Overcoming 'Imposter Syndrome'	Lunch in College	Afternoon, Reading & critical thinking	Introduction to Formal meals
Day 3 - Wednesday 25 September	Morning, Find out more about your Tripos	Lunch in College	Afternoon, Writing & time management	Dinner in College
Day 4 - Thursday 26 September	Morning, Getting around Cambridge	Lunch in Cambridge	Afternoon, Fieldtrips to departments	Pizza & Movie Night!
Day 5 - Friday 27 September	Morning, Student finances and health	Lunch in College	Afternoon, Food shopping & essentials	Dinner in College
Day 6 - Saturday 28 September	Social activities in College and around Cambridge (note: only a mid-morning meal is served in College on this day)			
Day 7 - Sunday 29 September	Time to explore, spend time with new friends and settle in to College (note: no food is served in College on this day)			
Day 8 - Monday 30 September	Morning, Building academic resilience	Lunch in College	Afternoon, Equality, diversity & inclusion	Dinner in College

Matriculation

What on earth is this?

Matriculation = process by which you formally become a member of the College and, by extension, the University.

You cannot study for your degree unless you matriculate!

There is a matriculation ceremony where you officially matriculate.

And there is a matriculation photo to mark the occasion.



Matriculation (continued)

Matriculation Ceremonies and Photograph are two separate things.

Do not confuse the two.

The matriculation photograph will be on
4th October 2024.

Details of your own matriculation ceremony
will be communicated nearer the time. It will
be in w/c 7th October.



College Induction events

During the week commencing 30 September, the College will be hosting a series of Induction events.

These have been designed to orient you to life and studies in Cambridge.

If you are an undergraduate who has attended the Bridging Programme, you **DO NOT** have to attend these.

Otherwise, attendance is compulsory for all other students.

PLEASE SUBMIT YOUR QUESTIONS USING THE QR CODE
OR VISIT **SLIDO.COM** AND ENTER #**1638512**



College Freshers' Events

- College Freshers' events (Dinners, Induction sessions, Meet and Greets)
- CR Freshers' events (fun things that will be put on for you)



PLEASE SUBMIT YOUR QUESTIONS USING THE QR CODE
OR VISIT **SLIDO.COM** AND ENTER **#1638512**



University Freshers' Fair



FRESHERS' FAIR

YOU'RE INVITED: CAMBRIDGE SU FRESHERS' FAIR 8TH- 9TH OCTOBER 2024

Get ready for the biggest event in the freshers' calendar - the annual Cambridge SU Freshers' Fair. On **Tuesday 8th and Wednesday 9th of October**, we'll be hosting hundreds of Clubs, Societies and commercial partners on Parker's Piece. There'll be drinks, food, entertainment and of course, plenty of freebies!

Here at Cambridge SU we've been spending the past months putting together the very best aspects of student life into one big space for you to discover. Regardless if you're a new or returning student, postgrad or undergrad, home or international - this is the fair all about, and for, you!

If you aren't able to attend our in-person fair, then there is no need to worry. We will have our online Freshers' Fair site with the same great societies to discover. For more detailed information on the Freshers' Fair, please visit the [Cambridge SU website](#). If you have any questions about the fair, please contact: activities@cambridgesu.co.uk



Once You are a Member of the College

Once you are a member of the College, there will be all sorts of facilities and services that are available to you.

All of which are intended to help you through your time as a student and achieve your potential.

PLEASE SUBMIT YOUR QUESTIONS USING THE QR CODE
OR VISIT **SLIDO.COM** AND ENTER **#1638512**



Your Director of Studies

First, if you are an undergraduate or a postgraduate taking a taught Master's (e.g. Law, MAST in Mathematics) you will have a Director of Studies (DoS).

Your Director of Studies will be your main academic contact throughout your degree.

They can help you make decisions regarding optional papers in your course.

You should also contact them if you are struggling academically.

If you are doing a PhD or another Postgraduate course, you will have a Supervisor who performs a similar role.

Your College Tutor

You will be assigned a college tutor at the start of Term and will be sent information about them and how to contact them.

You are likely to meet them at your Matriculation or during an event in Freshers week.

Your tutor should be your first port of call if you have any questions or concerns affecting your studies.

They can signpost you to further information or other services if required.



The College Wellbeing Team

If after discussion with your tutor, you need further support or have a complex situation, the Wellbeing Team are available to provide additional support.

- Director of Wellbeing – Nqobile Msomi
- Student Wellbeing Officer – Shanice Card
- Mental Health Practitioner – Marine Vanwyck

- The College Nurse – Taryn Rothwell
 - Taryn can help with minor health issues.
 - You should make an appointment with Taryn when you arrive if you suffer from a long term health condition or a disability.



Study Skills Support

Our librarian, Cristina Burton, is able to provide study skills support on a 1:1 or small group basis.

Speak to Cristina if you find you are struggling with essay writing, referencing, critical reading, time management or any other academic skills.



PLEASE SUBMIT YOUR QUESTIONS USING THE QR CODE
OR VISIT [SLIDO.COM](https://www.slido.com) AND ENTER **#1638512**



Wider University Support Services

Accessibility and Disability Resource Centre (ADRC)

- Provide support for students with disabilities and long-term health conditions
 - Organise exam access arrangements
 - Advise on available study support
 - Support with funding and grants including DSA
 - Offer specialist mentoring and support
 - Provide screening assessments for several conditions

University Counselling Service

- Supports students who are experiencing personal, relational or academic concerns.
 - You can self-refer to individual counselling sessions.
 - You can sign up to attend workshops e.g. Exam Preparation, Grounding Techniques, Perfectionism.
 - You can sign up for group sessions e.g Student Carers, Bereavement

PLEASE SUBMIT YOUR QUESTIONS USING THE QR CODE
OR VISIT **SLIDO.COM** AND ENTER **#1638512**





THANKS FOR LISTENING



PLEASE SUBMIT YOUR QUESTIONS USING THE
QR CODE

OR VISIT **SLIDO.COM** AND ENTER **#1638512**